

2024 - 2025

OPTIMA PUBLIC SCHOOL TITLE I

PK - 06 Grades

PRINCIPAL

FREIDA BURGESS

ENROLLMENT

47 (2025)

PHONE

(580) 338-6712

WEBSITE

OPTIMAWARRIORS.COM

* Enrollment as of October 1st for the 2024 - 2025 school year.

ABOUT THE OKLAHOMA SCHOOL REPORT CARDS

Report card measures displayed here serve as indicators of how public schools are serving students in a variety of areas. Measured at different points, indicators work together to provide a snapshot of school performance. [+ read more](#)

SCHOOL CHOICE

Parents seeking to enroll students in this school should contact the school or district office for specific information on how to complete the enrollment process.

RELATED PROGRAMS

Programs included here support a well-rounded education and are reported by the school. For more information, please visit the school's website.

- | | |
|-------------------------------------|---|
| <input type="radio"/> Academic Team | <input checked="" type="radio"/> Half/Full Day |
| <input type="radio"/> Agriculture | <input checked="" type="radio"/> Pre-K |
| <input type="radio"/> Computer | <input type="radio"/> Tech |
| <input type="radio"/> Science | <input type="radio"/> Ed/Industrial Arts |
| <input type="radio"/> Fine Arts | <input type="radio"/> World Languages |

INDICATORS

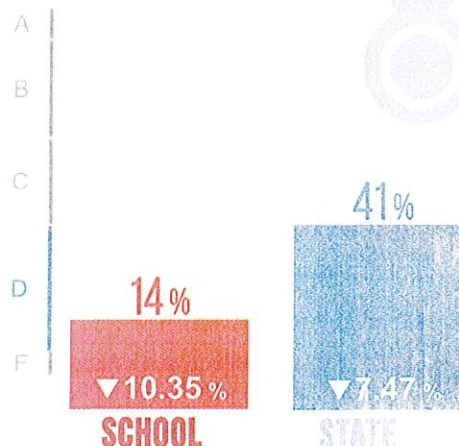
ACADEMIC ACHIEVEMENT SS

D

At this school, students earned 14% of points possible for proficiency and target based performance.

Points Earned: 4.73 of 35

Elementary School Rank: 626 of 691



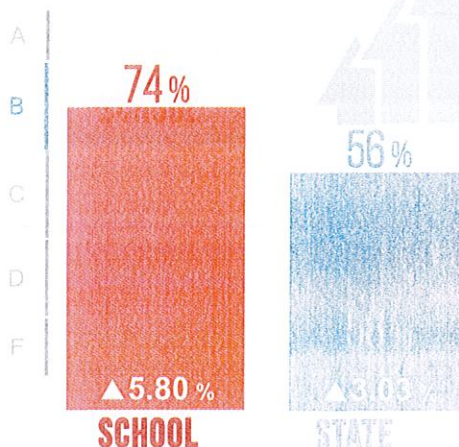
ACADEMIC GROWTH SS

B

At this school, students earned 74% of points possible for yearly progress on Math and ELA assessments.

Points Earned: 22.12 of 30

Elementary School Rank: 85 of 690



ENGLISH LANGUAGE PROFICIENCY PROGRESS


SS

C

At this school,
44% of English
learners are
meeting their
language-
acquisition
targets.

Points Earned: 5.91
of 10

Elementary School Rank: 184 of 563

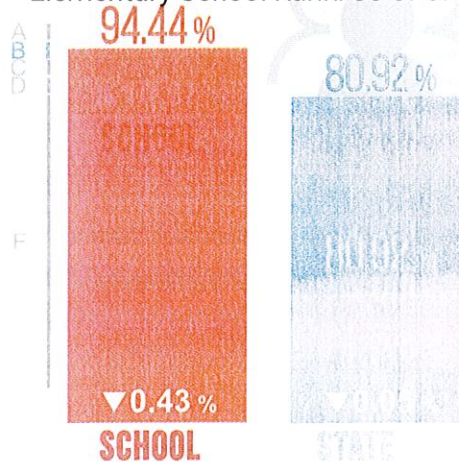


CHRONIC ABSENTEEISM

At this school,
94.44% of
students were in
good attendance.

Points Earned: 7.65
of 10

Elementary School Rank: 80 of 693

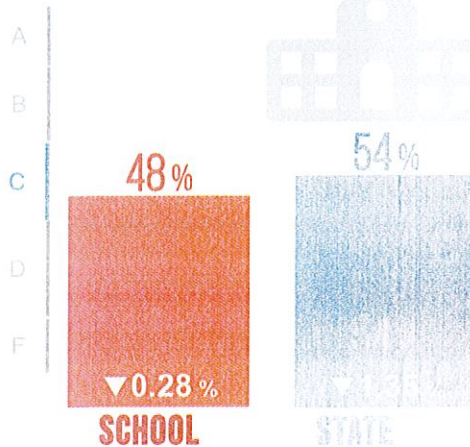


OVERALL

At this school,
students earned
48% of possible
points on all
indicators.

**Points Earned: 40.41
of 85**

Elementary School Rank: 372 of 693



CONTEXTUAL DATA

PER PUPIL EXPENDITURES

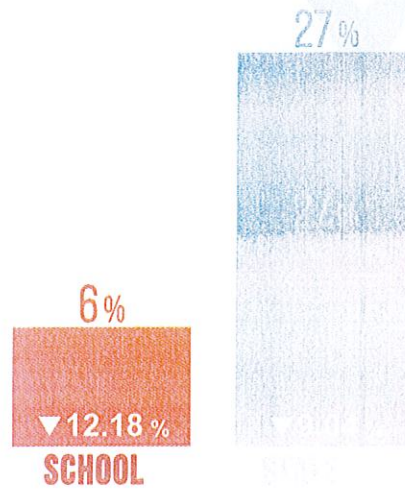
At this school,
\$15,745.42 was
spent per student
(pupil) for day-to-
day operations
including
instructional and
non-instructional
expenditures.



ASSESSMENT PERFORMANCE

Elementary School Rank: 611 of 622


At this school, 6% of students scored "Proficient" or better on state assessments for Math, ELA and Science.



ASSESSMENT PARTICIPATION

Elementary School Rank: 1 of 623


At this school, 100% of students participated in the state assessments for Math, ELA and Science.



TEACHER STUDENT

At this school,
64% of student
instruction is
provided by an
"Experienced"
educator. Other
measures
including "Out of
Field" available in
indicator detail.

Elementary School Rank: 580 of 702



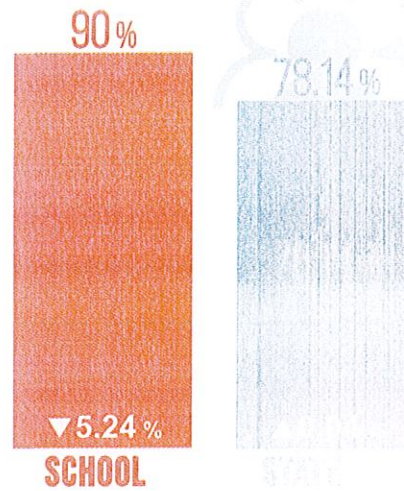
STUDENT RETENTION

At this school,
what percentage
of students
continued
schooling from
the prior year?

ATTENDANCE

At this school,
90% of students
were in good
attendance.

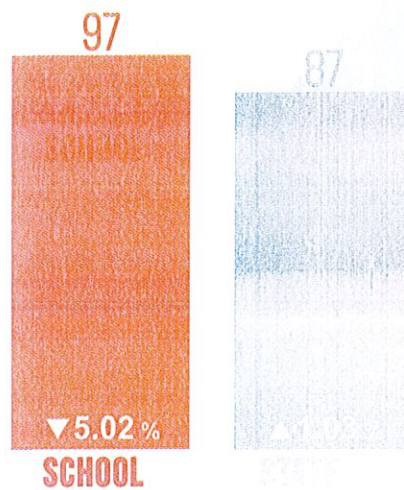
Elementary School Rank: 121 of 693



STUDENT PROGRESS

At this school,
students earned
an average
progress score of
97 on a 200 scale
for Math and ELA
assessments
versus prior year.


Elementary School Rank: 132 of 578



ELP PROGRESS

At this school,
12% of students
demonstrated
English language
proficiency based
on their WIDA
ACCESS test
scores.

Elementary School Rank: 103 of 457



OPTIMA PUBLIC SCHOOL

107 E. 5th
Optima, Oklahoma 73945
United States ↗

 Map Pin